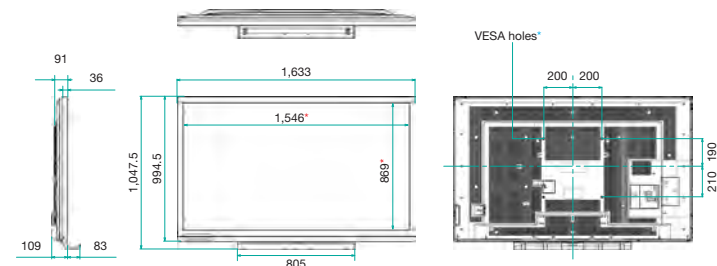


Specifications

Model Name	PN-70SC3
Installation	Landscape
LCD Panel	70-inch-class (176.6 cm diagonal) UV ¹ A* LCD
Max. Resolution	1920 x 1080 pixels
Max. Display Colours (approx.)	16.77 million colours
Pixel Pitch (H x V)	0.802 x 0.802 mm
Max. Brightness (average) ²	300 cd/m ²
Contrast Ratio	3,000 : 1
Viewing Angle (H/V)	160°/160° (CR ≥ 10)
Active Screen Area (W x H) (approx.)	1,538.9 x 865.6 mm
Response Time	6 ms (grey to grey, avg.)
Backlight	LED, edge lit
Touchscreen	IR (infrared blocking detection method)
PC Connection Port	USB 2.0
Power Supply	Supplied from USB port
Multi Touch	6 points
Protection Glass	Thickness: Approx. 3.4 mm ³ Shock resistance: 130 cm ⁴
Touch Pen	Function Button
Computer Input	Video
Synchronisation	Analogue RGB (0.7 Vp-p) [75Ω]
Plug & Play	Horizontal/vertical separation (TTL: positive/negative)
Video Colour System	VESA DDC2B
Video Colour System	NTSC (3.58 MHz) / NTSC (4.43 MHz) / PAL / PAL60 / SECAM
Input Terminals ⁵	PC analogue: Mini D-sub 15-pin x 1, HDMI™ x 3 (HDCP and 1080p compatible, PC / AV signal compatible), 3.5 mm-diameter mini stereo jack x 1, RCA pin (L/R) x 2, video: RCA pin x 2 ⁶ , component video: RCA pin x 1 ⁶ , RS-232C D-sub 9-pin x 1
Output Terminals ⁵	Audio: RCA pin (L/R) x 1
Speaker Output	10 W + 10 W
Mounting	VESA (4 points), 400 mm pitch, M6 screw
Power Supply	100V – 240V AC, 50/60 Hz
Power Consumption	235 W
Environmental Conditions	Operating Temperature: 5°C to 35°C
Operating Humidity	20% to 80% RH (no condensation)
Dimensions (W x D x H) (approx.) (display only)	1,633 x 109 x 994.5 mm
Weight (approx.)	56 kg
Main Accessories	AC power cord (3-pin), remote control unit, batteries (AA size x 2), Pen Software CD-ROM, set-up manual, cable clamps x 2, USB cable ⁷ , eraser, pen tray, touch pen (without function button), blank sticker

*1 UV¹A stands for Ultraviolet-induced Multi-domain Vertical Alignment, a photo-alignment technology that ensures uniform alignment of liquid crystal molecules. *2 Brightness depends on input mode and other picture settings. Brightness level will decrease slightly over the lifetime of the product. Due to the physical limitations of the equipment, it is not possible to maintain a precisely constant level of brightness. *3 Including anti-glare film on the front and AR film on the back. *4 Approximate distance at which the glass panel can withstand the impact of a 500-gram iron ball dropped on its centre. *5 Use a commercially available connection cable for PC and other video connections. *6 Video and component video are switchable; use the menu to select. *7 The USB cable used for PC connection is attached directly to the main body of the PN-70SC3. Please use only this USB extension cable and no other. If connected via a USB hub, a PC may not recognise the PN-70SC3 correctly and operation may be unstable.

Dimensions




Units: mm
 * Screen dimensions
 * To use the VESA-standard mounting bracket, use M6 screws that are 8 to 10 mm plus the thickness of the bracket.

Windows® PC System Requirements

PC	PC/AT compatible machine with USB 2.0 port and screen resolution of 1,920 x 1,080 (CD-ROM drive required for installation)
CPU	Intel® Celeron® 1.6GHz, or AMD Sempron™ 1.6GHz or higher (Intel® Core™ 2 Duo 2.8GHz, or AMD Athlon™ II x 2 2.8 GHz or higher recommended)
OS	Windows® 7, Windows® 8, Windows® 8.1, Windows® 10, (32-bit/64-bit versions)
Memory	2GB or more
Hard disk	200MB or more free space (additional space required for saving data)

Input/Output Terminals



Windows is either a registered trademark or trademark of Microsoft Corporation in the US and/or other countries. OS X is a trademark of Apple Inc., registered in the US and other countries. Android is a trademark of Google Inc. iOS is a trademark or registered trademark of Cisco in the US and other countries and is used under license. The terms HDMI and HDMI High-Definition Multimedia Interface, and the HDMI Logo are trademarks or registered trademarks of HDMI Licensing Administrator, Inc. in the United States and other countries. Intel, Intel Core, and Celeron are trademarks of Intel Corporation in the US and/or other countries. Sempron and Athlon are trademarks of Advanced Micro Devices, Inc. All other brand names and product names may be trademarks or registered trademarks of their respective owners. DESIGN AND SPECIFICATIONS ARE SUBJECT TO CHANGE WITHOUT PRIOR NOTICE.



Distributed by:

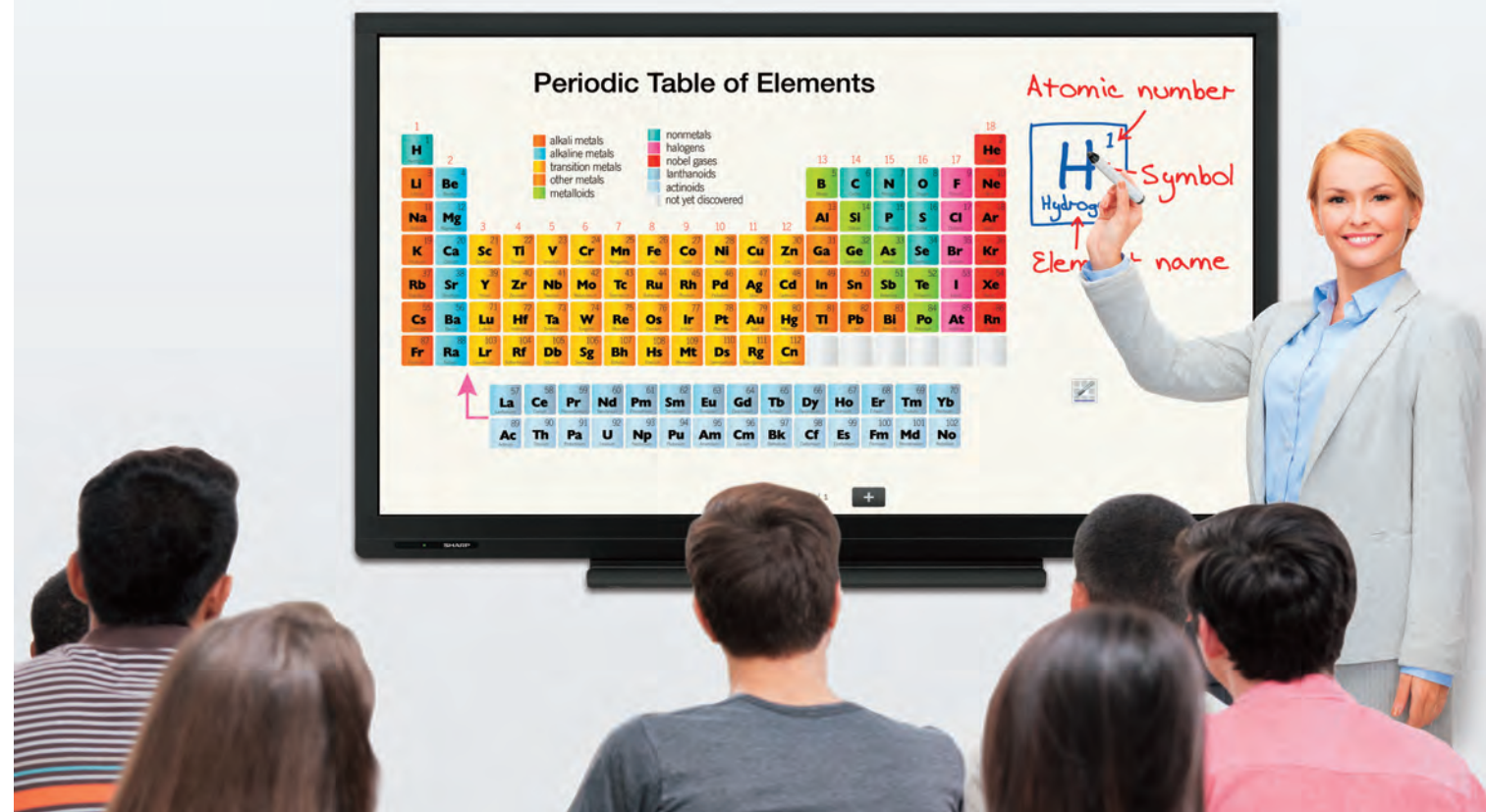


Sharp Corporation of Australia Pty Ltd
 ABN 40 003 039 405

<http://www.sharp.net.au>



PN-70SC3
 70" TOUCHSCREEN LCD MONITOR



A More Engaging Solution for the Office or Classroom



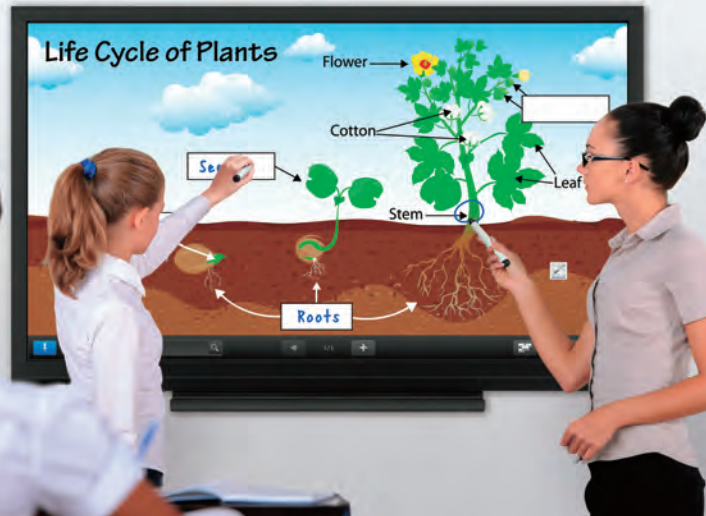
BIG PAD

A Smart Display That's Built to Enhance Communication

Whether you're in a classroom or a meeting room, it can sometimes be a challenge to keep everyone focused and engaged. That's where Sharp's PN-70SC3 comes in.

This large full-HD 70-inch touchscreen monitor lets you display and manipulate a variety of information with ease and precision. Smart and convenient pen software opens up new possibilities for brainstorming and sharing information in real time. Flexible and cost-effective, the PN-70SC3 provides a platform to boost collaboration and enhance the impact of your lessons, meetings, or presentations.

Lively Interactions



Simultaneous Writing

Recognising up to six points of contact, the PN-70SC3 lets two people write on the screen at the same time using touch pens or fingers. Participants can take an active part in classroom interactions, meetings, brainstorming sessions, and more. With simultaneous writing, your discussions and presentations become platforms for the productive and creative exchange of ideas. Having two people write at the same time lets you double the range of opinions gathered during discussions. During a debate between two groups, for example, participants can dictate points to two nominated note writers. And no matter where you're writing on the screen, you can easily change the colour and type of pen output or use the included eraser to delete unwanted content.

Note: When multiple touch pens are used simultaneously, they have the same pen settings.

Display, Write, Edit, and Share Information

The PN-70SC3's SHARP Pen Software includes two convenient modes that you can select depending on your needs. Whiteboard mode is ideal for writing memos and diagrams, and it comes with a range of useful background templates: a calendar, an action plan, a to-do list, a corkboard, and more. With overlay mode, meanwhile, you can write or draw directly onto displayed photos, videos, PDFs, or Microsoft® Excel®, Word, and PowerPoint® documents. In either mode, you can easily save your notes, make printouts, send files as e-mail attachments, and share data with selected recipients. Because meetings and classroom discussions revolve around a single large monitor, participants can stay focused on the interaction itself rather than on their own note-taking.

70-Inch Screen with Full-HD Quality

The full HD (1920 x 1080-pixel) resolution of this large 70-inch monitor ensures that detailed text and images are reproduced vividly and accurately. Charts, paintings, historical photos, and more—they're all brought to life on the big screen in a way that simply can't be achieved with normal textbooks and printed materials. Even in bright rooms, text and images are displayed beautifully, so that everyone can stay focused on the discussion.

Built-in Speakers

The PN-70SC3 features built-in speakers that let you hear any audio information that accompanies videos or other content. No external speakers required.

Simplicity and Reliability



User-Friendly Pen Software Interface


Using a touch pen, you can easily launch and display the SHARP Pen Software user interface—a menu comprising smartly arranged icons that provide easy access to pen settings and functions. Menus can be browsed easily and are displayed in a floating format that allows them to be moved to anywhere on the screen.



Handwriting Recognition


The PN-70SC3 features a handwriting recognition* function that converts selected onscreen handwriting into standard text. It can also recognise handwritten shapes—such as circles, triangles, and straight lines—and automatically convert them into objects. This smart and convenient function makes it easy to utilise onscreen content to make a legible record of your lesson or meeting.

* Works with languages supported by SHARP Pen Software.



Minimise Glare and Fingerprints

Protecting the glass screen is an anti-glare film that works to reduce glare and reflections and minimise fingerprint soiling. Even in brightly lit rooms, documents and teaching materials are easy to read.



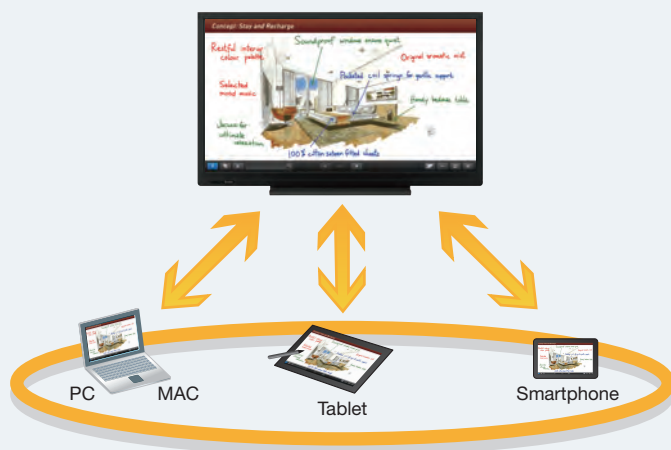
Without anti-glare film With anti-glare film

Note: Photos are for illustrative purposes only.

16-Hour Daily Operation

The PN-70SC3 can be used continuously for up to 16 hours per day, providing reliable performance in the schoolroom or office.

Smart Collaboration



Work Smarter with SHARP Display Connect (Option)

Optional SHARP Display Connect*1 software (PN-SL20) supports effective and multifaceted communication. Onscreen content—including handwritten notes and drawings—can be viewed simultaneously on the PN-70SC3 and on mobile devices*2 such as PCs, tablets, and smartphones. SHARP Display Connect facilitates interactive presentations, lively discussions, and paperless meetings in both business and educational settings.

■ SHARP Display Connect enables the following interactive functions on the PN-70SC3 and mobile devices connected via wireless LAN:

- sharing of onscreen content
- transfer of files
- interactive onscreen writing and drawing
- remote control of the PN-70SC3 from mobile devices

- Up to 50 mobile devices**3 can be connected simultaneously.
- Files can be transferred between mobile devices even if they are not connected to the PN-70SC3.
- Users can capture onscreen images and save them on their mobile devices to make personally annotated memos.
- SHARP Display Connect (formerly known as Touch Display Link 2.0) also connects two BIG PAD on the same network (intranet, VPN, etc.) to enable larger-scale interactive communications.

*1 The number of connectable mobile devices depends on the host OS and the accompanying Windows® End-User License Agreement: Windows® 7: Max. 20; Windows® 8/8.1/10: Max. 50
 *2 OS requirements (as of May 2016): Host: Windows® 7, Windows® 8/8.1/10; Client: Windows® 7, Windows® 8/8.1/10, OS X® 10.7–10.10, Android™ 2.3–5.0, iOS 6.0–8.0.
 Please contact your local authorised Sharp dealer or representative for further details.
 *3 Connecting 26 or more mobile devices requires at least two LAN access points.

MFP Connectivity

Documents and colour images scanned from a compatible Sharp MFP can be imported directly to the SHARP Pen Software for display on the PN-70SC3. For added convenience, image data shown onscreen—including notations—can be saved to a PC or sent directly to an MFP for printout.

